

Name of Listed Equity: PILANI INVESTMENT & INDUSTRIES CORP LTD

Scrp Code:

Shareholding Pattern Filed under: Reg. 31(1)(b) Quarter Ended: 31/12/2016

Particulars	Yes	No
1 Whether the Listed Equity has issued any Partly Paid up shares?		No
2 Whether the Listed Equity has issued any Convertible Securities or Warrants?		No
3 Whether the Listed Equity has any shares against which Depository Receipts are issued?		No
4 Whether the Listed Equity has any shares in Locked-in?		No
5 Whether any shares held by Promoters are Fledge or otherwise encumbered?		No




TABLE I - SUMMARY STATEMENT HOLDING OF SECURITIES

Name of Shareholders	Nos. of Shares	No. of Fully Paid-up Equity Shares Held	Paid-up Equity Shares Held	No. of Depository Receipts	Underlying Depository Receipts	Total No. of Shares Held	Shareholding as per 31st Dec 1977	No. of Voting Rights	Class X	Class Y	Total	No. of securities convertible into equity securities (including share capital)	As a % of total shares held	No. of Locked in shares (XII)	As a % of total shares held	Number of Shares Registered or otherwise encumbered (XIII)	Number of Equity Shares Held in dematerialized form
(G) Promoter & Promoter Group	10	453416	453416	57599	453416	57599	453416	57599	453416	57599	453416	57599	12.54%			453416	
(B) Public	5933	357334	357334	42461	357334	42461	357334	357334	357334	42461	357334	42461	12.54%			357334	
(C) Non Promoter - Non Public																	
(D) Shares underlying DRs																	
(E) Shares held by Employee Trusts																	
TOTAL	5943	790750	790750	100000	790750	100000	790750	790750	790750	100000	790750	100000	12.54%			790750	394918




TABLE II - STATEMENT SHOWING SHAREHOLDERS/DEPOSITORS BY THE INVESTORS AND INVESTOR GROUPS

Category of shareholders	IPV	Nos. of Shares	No. of Fully Paid-up Equity Shares Held	No. of Paid-up Equity Shares Held	No. of Depository Receipts	Underlying Shares Held	Total Nos. of Shares	Shareholding calculated as per SEBI, 1957 (64/4/72)	No. of Voting Rights	Class X	Class Y	Total	Total as a % of total voting rights	Convertible securities (including share warrants) (XI)=(III)+(X)	Underlying securities convertible into shares (XII)	No. of Locked in Shares (XIII)	No. of Shares Registered or otherwise Encumbered (XIV)	No. of Shares of Equity Shares Held in dematerialized form
(1) Indian																		
(a) Individuals/Minor undivided Family																		
(b) Central Government/State Government(s)																		
(c) Financial Institutions/Banks																		
(d) Any Other																		
Bodies Corporate																		
ADITYA MARKETING AND MANUFACTUREZ																		
URUS LUDT																		
B. K. BIRLA FOUNDATION																		
CENTRAL INDIA GENERAL AGENTS LTD																		
JAYPANTA INVESTMENT & FINANCIAL SERVICES LTD																		
PARAG INVESTMENT AND TRADING CO. LTD																		
PARAJOSHI RAMESH LALITE & CO																		
POONAM INVESTMENT LTD.																		
ZENITH DISTRIBUTORS AND AGENT S. LTD.																		
Trusts																		
BITLA EDUCATIONAL INSTITUTION																		
PONGSH EDUCATIONAL SOCIETY Clearing Members																		
Sub-Total (A)(1)																		

Category of shareholders	IPV	Nos. of Shares	No. of Fully Paid-up Equity Shares Held	No. of Paid-up Equity Shares Held	No. of Depository Receipts	Underlying Shares Held	Total Nos. of Shares	Shareholding calculated as per SEBI, 1957 (64/4/72)	No. of Voting Rights	Class X	Class Y	Total	Total as a % of total voting rights	Convertible securities (including share warrants) (XI)=(III)+(X)	Underlying securities convertible into shares (XII)	No. of Locked in Shares (XIII)	No. of Shares Registered or otherwise Encumbered (XIV)	No. of Shares of Equity Shares Held in dematerialized form
(2) Foreign																		
(a) Individuals (Non-Resident and Overseas/Foreign Individuals)																		
(b) Government																		
(c) Institutions																		
(d) Foreign Portfolio Investor																		
(e) Any Other																		
Sub-Total (A)(2)																		
Total Shareholding of Private and Promoter Group (A)=(A)(1)+(A)(2)																		




TABLE III - STATEMENT SHOWING SHAREHOLDERS/PARTIES OF THE PUBLIC SHAREHOLDER

Category of Shareholders	PAN	Nos. of Shares Held	Nos. of Fully Paid-up Shares	Nos. of Partly Paid-up Shares	Total Nos. of Shares	Shareholding as calculated as per SEBI, 1957	No. of Voting Rights		No. of Shares Held in dematerialized form	Number of Shares Locked up or otherwise encumbered	Number of Shares of Equity Shares held in dematerialized form
							Class X	Class Y			
		(I)	(II)	(III)	(IV)	(V)	(VI)	(VII)	(VIII)	(IX)	(X)
(1) Institutions											
(a) Mutual Funds											
(b) Venture Capital Funds											
(c) Alternate Investment Funds											
(d) Foreign Venture Capital Investors											
(e) Foreign Portfolio Investors											
(f) Financial Institutions/Banks											
(g) Insurance Companies											
(h) Provident Funds/Pension Funds											
(i) Any Other Foreign Institutional Investors											
(2) FI - Corporate											
Sub-Total (1)(2)		3	19800	0.250	19800	0.250	19800	0.250	19800	0.250	19800
(3) Central Government/State Governments/President of India											
Sub-Total (1)(3)											
(4) Non-Institutions											
(a) Individuals											
(i) Individual shareholders holding nominal share capital up to Rs. 2 Lakhs.		5625	485711	7.659	605711	7.659	605711	7.659	605711	7.659	522175
(ii) Individual shareholders holding nominal share capital in excess of Rs. 2 Lakhs.		2	100000	1.264	100000	1.264	100000	1.264	100000	1.264	100000
(b) NBFCs registered with RBI											
(c) Employee Trusts											
(d) Reverse Depositors (holding BSL/balancing figure)											
(e) Any Other Bodies Corporate		121	246261	30.425	246261	30.425	246261	30.425	246261	30.425	423174
SHRI MESSIAS CH. LTD.			45068	5.743	45068	5.743	45068	5.743	45068	5.743	140347
SHRI MESSIAS EDUCATION FOUNDATION			140347	1.775	140347	1.775	140347	1.775	140347	1.775	140347
L. INSTITUTE			1365223	17.515	1365223	17.515	1365223	17.515	1365223	17.515	42301
THE PARAM PRADAI & TRADING CO. LTD.											
FI - Individual											
FI - Repatriable											
FI - Non-Repatriable											
IFPs											
Trusts											
Clearing Members											
CIETECH FINTECH LTD			44655674	2.327	194000	2.327	194000	2.327	194000	2.327	194000
Sub-Total (1)(4)		5926	337534	42.201	337534	42.201	337534	42.201	337534	42.201	127042




TABLE IV - STATEMENT SHOWING SHAREHOLDERSHIP OF THE NON-PUBLIC SHAREHOLDER

Category of shareholders	Nos. of Shares	Nos. of Fully Paid-up Equity Shares held	Nos. of Partly Paid-up Equity Shares held	Underlying Receipt	Total Nos. of Shares held	Shareholding as per SCRR, 1957 (a) as a % of (b) (a)+(b)	No. of Voting Rights		Total as a % of total voting rights (X)+(Y)	Underlying convertible securities (including convertible preference shares)	Lock-up period (XII)	Number of Locked in Shares (XIII)	Number of Shares (Number of Locked in Shares + Number of Shares Held in demat form)
							Class X	Class Y					
(1) Custodian, DR holder													
(2) Employee Benefit Trust Under SECI (Share based Employee Benefit) Regulations, 2014													
Total Non-Public - Non-Public Shareholding (C)=(X)+(Y)+(Z)													

(1) Custodian, DR holder
 (2) Employee Benefit Trust Under SECI (Share based Employee Benefit) Regulations, 2014

Total Non-Public - Non-Public Shareholding (C)=(X)+(Y)+(Z)

